



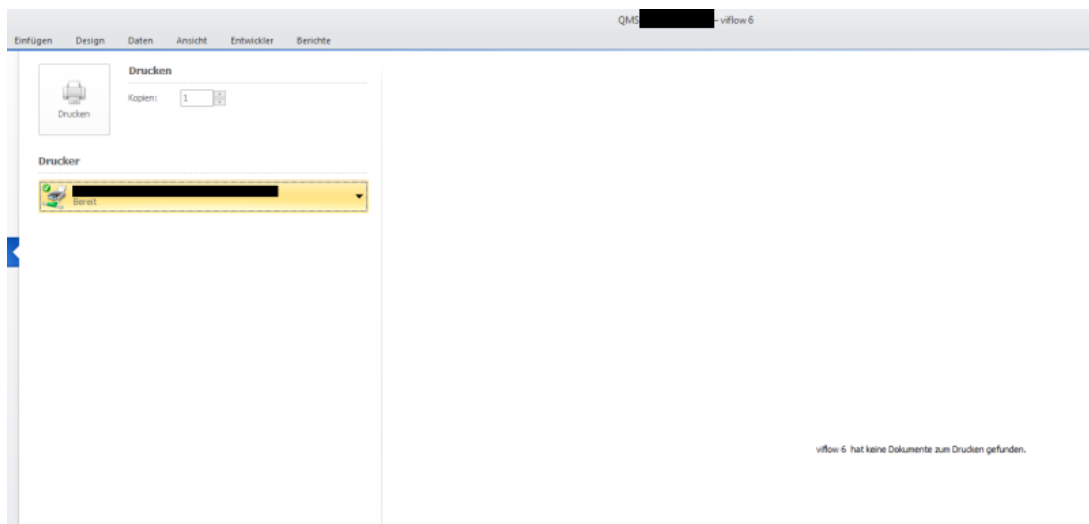
viflow

Portal > Knowledgebase > Technical Issues > Application > Print preview does not display any process graphics - viflow did not find any documents for printing (KB10355)

Print preview does not display any process graphics - viflow did not find any documents for printing (KB10355)

Sebastian Eich - 2018-08-06 - in Application

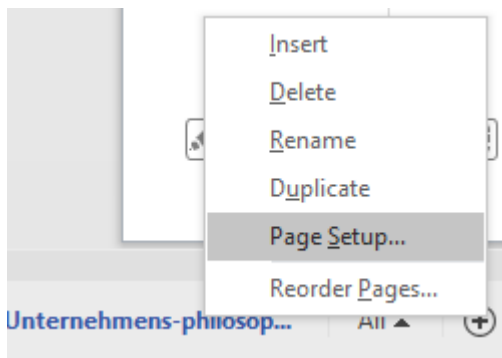
If you try to print a process from viflow 6, nothing is displayed in the print preview and printing is not possible:



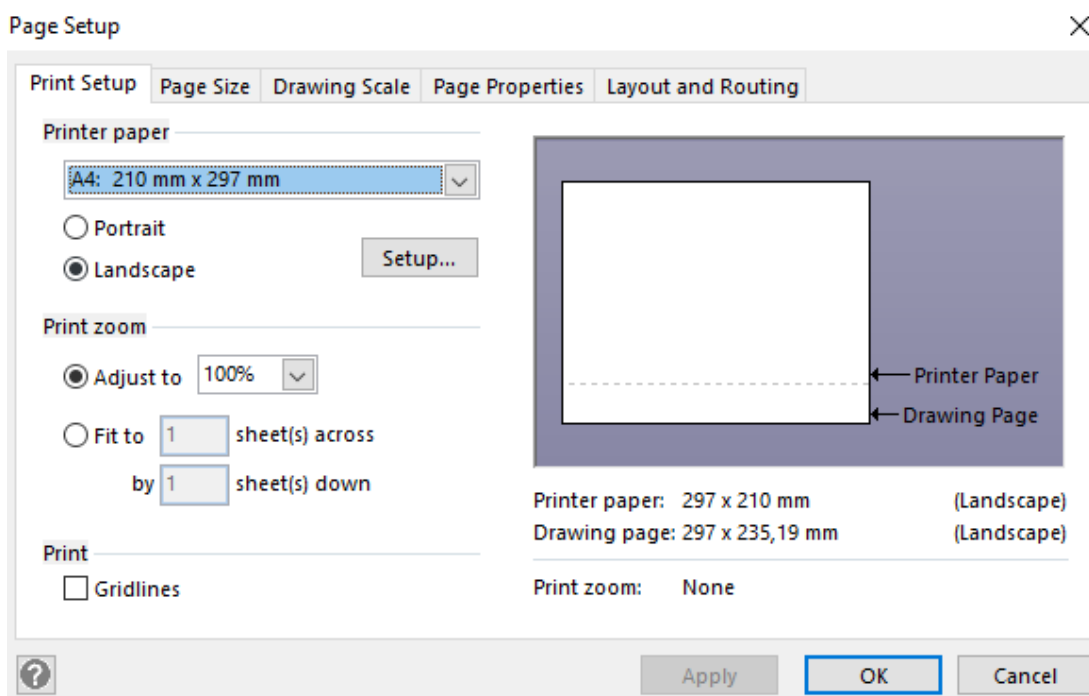
Solution:

The problem is caused by an incorrect setting in Visio. Instead of a sheet size, nothing is stored in the printer settings in Visio.

The printer settings can be accessed in the open process via the tab under the graphic. Select "Page Setup".



In the Page Setup menu, select the print setup and check the printer paper settings. If there is no print preview in viflow, the field is empty instead of being set with a sheet size.



If you select the desired sheet size, the process can be printed again from viflow.

Tags
Drucken

